

Stand: 13/13

Wide input range 1:4
 Case style: DIP24

INDUSTRIAL DC/DC Converters

RCC / PWM - regulated

3 Watt
 Series: CRW4

Electrical specifications:

Input voltage: wide 1:4
 Output voltage accuracy: +/- 3%
 Line regulation: +/- 0,3%
 Load regulation: +/- 1%
 Operating temperature: -40°C up to +105°C
 Ambient temperature: -40°C to +71°C

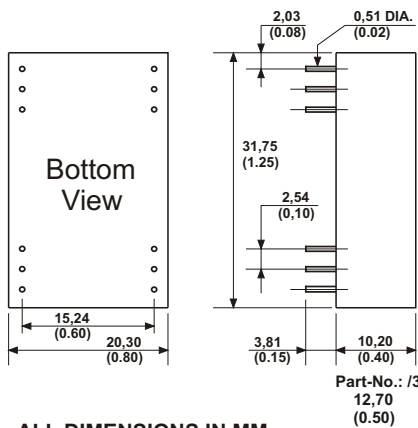
Efficiency: typ. 77%
 Output Ripple & Noise: typ. 50mVp-p / typ. 250mVp-p
 Short circuit protection: fully protected
 Insulation test voltage: 1000V DC
 Part-No.: /3
 Case material: polycarbonate
 Part-No. /5 External -IN & -OUT/COM connection allowed

CAUTION: NO INPUT POLARITY CHANGE ALLOWED!

Part-No. Single	Input Voltage DC	Output Voltage DC	Output Current	Part-No. Dual	Input Voltage DC	Output Voltage DC	Output Current
CRW4-2405	10 - 40V	5V	600mA	CRW4-2405D	10 - 40V	+/-5V	+/-300mA
CRW4-2412		12V	250mA	CRW4-2412D		+/-12V	+/-125mA
CRW4-2415		15V	200mA	CRW4-2415D		+/-15V	+/-100mA

Any other output voltages available

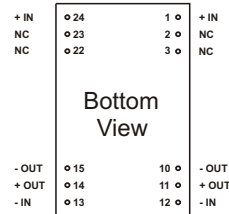
PIN CONNECTION:



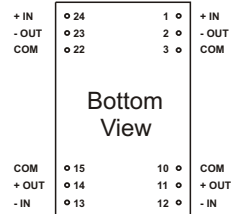
ALL DIMENSIONS IN MM
 MILLIMETERS +/- 0,25mm
 (INCHES +/- 0,01")
 All pins on a 2,54mm pitch.
 Note: NP = No pin. NC = No connection

Additional 22µF input capacitor
 recommended for Part-No.: /3

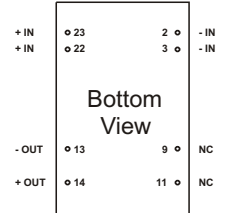
Single standard



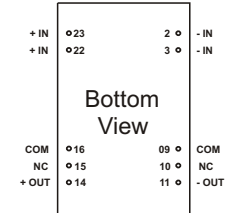
Dual standard



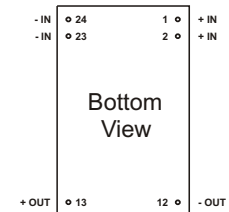
Single /0



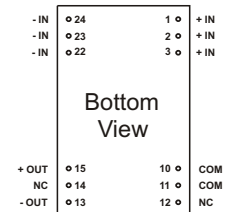
Dual Part No. /0



Single /8



Dual /1



Specification may be changed without notice
 please contact office for verification

We can offer EMC - Filter
 according to EN55011/22 Class B.