

Regulated
 Case Style: DIP24

COMMERCIAL DC/DC Converters

1,8Watt / 3 Watt
 Series: C

Electrical specifications:

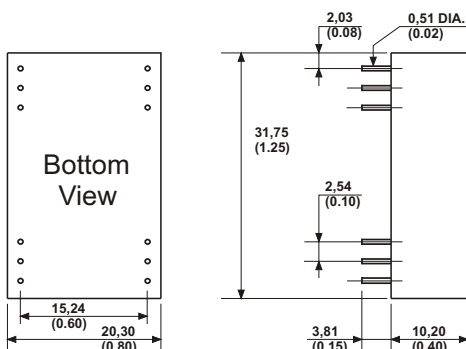
Input voltage range: +/- 10%
 @ U_{in}=5V -5 / +10%
 Output voltage accuracy: +/- 5%
 Line regulation: +/- 0,3%
 Load regulation: +/- 0,5%
 Efficiency: min. 50%

Output Ripple & Noise: typ. 50mVp-p
 Short circuit protection: 1,0 second
 optional Part No.: /S short circuit protection continuous
 Operating temperature: -40°C to +70°C
 Isolation voltage: min. 1000V DC

CAUTION: NO INPUT POLARITY CHANGE ALLOWED!

Single Output		1,8 Watt	3 Watt	Dual Output		1,8 Watt	3 Watt		
Part - No.	Input Voltage	Output Voltage	Output current	Output current	Part - No.	Input Voltage	Output Voltage	Output current	Output current
C-0505	5V	5V	360mA	600mA	C-0505D	5V	+/- 5V	+/-180mA	+/-300mA
C-0509		9V	200mA	330mA	C-0512D		+/-12V	+/- 75mA	+/-125mA
C-0512		12V	150mA	250mA	C-0515D		+/-15V	+/- 60mA	+/-100mA
C-0515		15V	120mA	200mA					
C-1205	12V	5V	360mA	600mA	C-1205D	12V	+/- 5V	+/-180mA	+/-300mA
C-1209		9V	200mA	330mA	C-1212D		+/-12V	+/- 75mA	+/-125mA
C-1212		12V	150mA	250mA	C-1215D		+/-15V	+/- 60mA	+/-100mA
C-1215		15V	120mA	200mA					
C-1505	15V	5V	360mA	600mA	C-1505D	15V	+/- 5V	+/-180mA	+/-300mA
C-1512		12V	150mA	250mA	C-1512D		+/-12V	+/- 75mA	+/-125mA
C-1515		15V	120mA	200mA	C-1515D		+/-15V	+/- 60mA	+/-100mA
C-2405	24V	5V	360mA	600mA	C-2405D	24V	+/- 5V	+/-180mA	+/-300mA
C-2412		12V	150mA	250mA	C-2412D		+/-12V	+/- 75mA	+/-125mA
C-2415		15V	120mA	200mA	C-2415D		+/-15V	+/- 60mA	+/-100mA

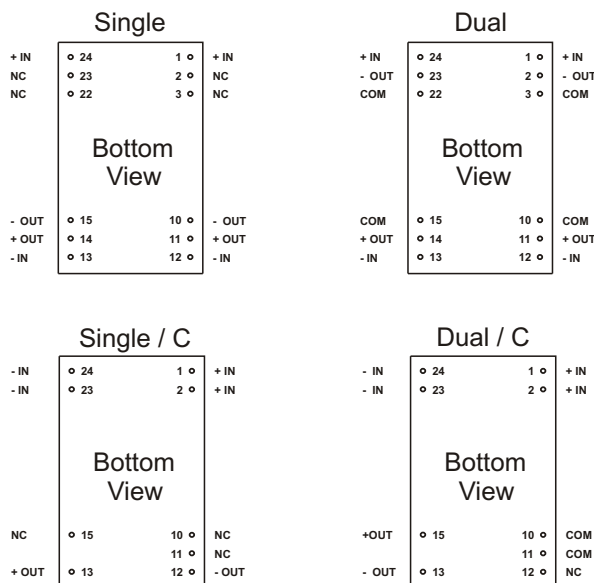
Any other input & output voltages available



ALL DIMENSIONS IN MM (INCHES)
 MILLIMETERS +/- 0,25mm
 (INCHES +/-0,01")
 All pins on a 2,54mm pitch

Note: NP = No pin; NC = No connection;
 Dot denotes pin 1

PIN CONNECTION:



Specification may be changed without notice
 please contact office for verification

We can offer EMC - Filter
 according to EN55011/22 Class B.

Regulated
 Case Style: DIP24

COMMERCIAL DC/DC Converters

2,2 Watt / 3 Watt
 Series: C

Electrical specifications:

Input voltage range: +/- 10%
 Output voltage accuracy: +/- 5%
 Line regulation: +/- 0,5%
 Load regulation: 10% to 100% +/- 1,0%
 Efficiency: min. 50%

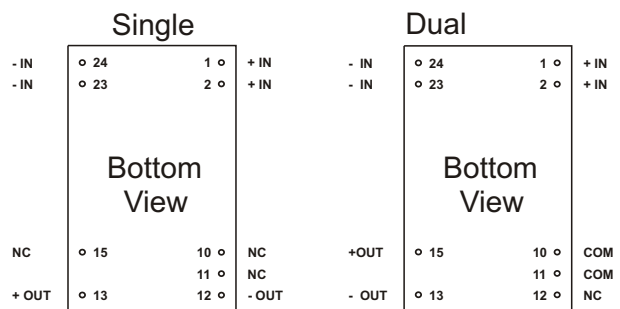
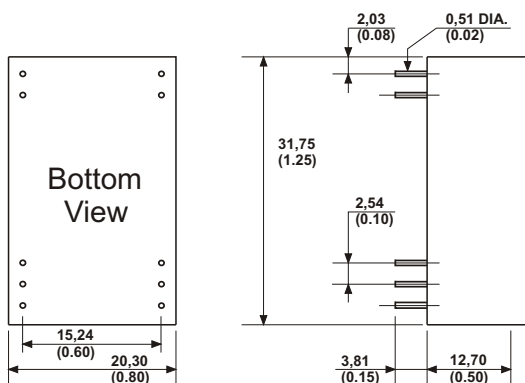
Output Ripple & Noise: max. 100mVp-p
 Short circuit protection: continuous
 Operating temperature: -40°C to +70°C
 Isolation voltage:
 /.. Part-No.: H2: min. 2000V DC
 /.. Part-No.: H3: min. 3000V DC
 /.. Part-No.: H5: min. 5000V DC

CAUTION: NO INPUT POLARITY CHANGE ALLOWED!

Single Output			2,2 Watt	3 Watt	Dual Output			2,2 Watt	3 Watt
Part - No.	Input Voltage	Output Voltage	Output current	Output current	Part - No.	Input Voltage	Output Voltage	Output current	Output current
C-0505C/..	5V	5V	400mA	600mA	C-0505DC/..	5V	+/- 5V	+/-100mA	+/-300mA
C-0509C/..		9V	244mA	333mA	C-0509DC/..		+/- 9V	+/-122mA	+/-166mA
C-0512C/..		12V	180mA	250mA	C-0512DC/..		+/-12V	+/- 90mA	+/-125mA
C-0515C/..		15V	150mA	200mA	C-0515DC/..		+/-15V	+/- 75mA	+/-100mA
C-1205C/..	12V	5V	400mA	600mA	C-1205DC/..	12V	+/- 5V	+/-100mA	+/-300mA
C-1209C/..		9V	244mA	333mA	C-1209DC/..		+/- 9V	+/-122mA	+/-166mA
C-1212C/..		12V	180mA	250mA	C-1212DC/..		+/-12V	+/- 90mA	+/-125mA
C-1215C/..		15V	150mA	200mA	C-1215DC/..		+/-15V	+/- 75mA	+/-100mA
C-2405C/..	24V	5V	400mA	600mA	C-2405DC/..	24V	+/- 5V	+/-100mA	+/-300mA
C-2409C/..		9V	244mA	333mA	C-2409DC/..		+/- 9V	+/-122mA	+/-166mA
C-2412C/..		12V	180mA	250mA	C-2412DC/..		+/-12V	+/- 90mA	+/-125mA
C-2415C/..		15V	150mA	200mA	C-2415DC/..		+/-15V	+/- 75mA	+/-100mA

Any other input & output voltages available

PIN CONNECTION:



ALL DIMENSIONS IN MM (INCHES)
 MILLIMETERS +/- 0,25mm
 (INCHES +/-0,01")
 All pins on a 2,54mm pitch
 Note: NP = No pin; NC = No connection;
 Dot denotes pin 1

Specification may be changed without notice
 please contact office for verification

We can offer EMC - Filter
 according to EN55011/22 Class B.

Regulated
 Case Style: DIP24

COMMERCIAL DC/DC Converters

2,2 Watt / 3 Watt
 Series: C

Electrical specifications:

Input voltage range: +/- 10%
 Output voltage accuracy: +/- 5%
 Line regulation: +/- 0,5%
 Load regulation: 10% to 100% +/- 1,0%
 Efficiency: min. 50%

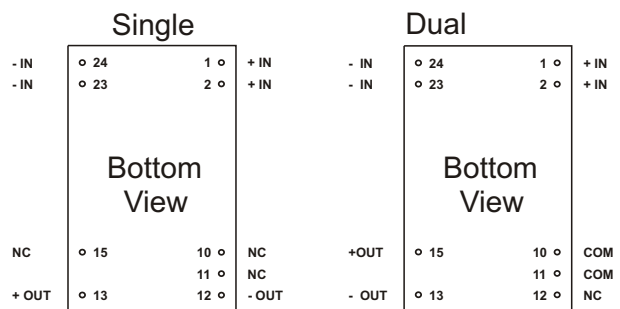
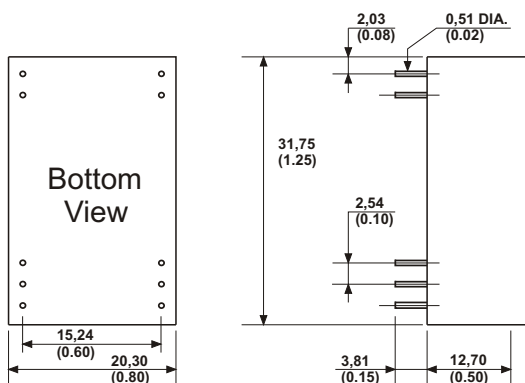
Output Ripple & Noise: max. 100mVp-p
 Short circuit protection: continuous
 Operating temperature: -40°C to +70°C
 Isolation voltage:
 /.. Part-No.: H2: min. 2000V DC
 /.. Part-No.: H3: min. 3000V DC
 /.. Part-No.: H5: min. 5000V DC

CAUTION: NO INPUT POLARITY CHANGE ALLOWED!

Single Output			2,2 Watt	3 Watt	Dual Output			2,2 Watt	3 Watt
Part - No.	Input Voltage	Output Voltage	Output current	Output current	Part - No.	Input Voltage	Output Voltage	Output current	Output current
C-0505C/..	5V	5V	400mA	600mA	C-0505DC/..	5V	+/- 5V	+/-100mA	+/-300mA
C-0509C/..		9V	244mA	333mA	C-0509DC/..		+/- 9V	+/-122mA	+/-166mA
C-0512C/..		12V	180mA	250mA	C-0512DC/..		+/-12V	+/- 90mA	+/-125mA
C-0515C/..		15V	150mA	200mA	C-0515DC/..		+/-15V	+/- 75mA	+/-100mA
C-1205C/..	12V	5V	400mA	600mA	C-1205DC/..	12V	+/- 5V	+/-100mA	+/-300mA
C-1209C/..		9V	244mA	333mA	C-1209DC/..		+/- 9V	+/-122mA	+/-166mA
C-1212C/..		12V	180mA	250mA	C-1212DC/..		+/-12V	+/- 90mA	+/-125mA
C-1215C/..		15V	150mA	200mA	C-1215DC/..		+/-15V	+/- 75mA	+/-100mA
C-2405C/..	24V	5V	400mA	600mA	C-2405DC/..	24V	+/- 5V	+/-100mA	+/-300mA
C-2409C/..		9V	244mA	333mA	C-2409DC/..		+/- 9V	+/-122mA	+/-166mA
C-2412C/..		12V	180mA	250mA	C-2412DC/..		+/-12V	+/- 90mA	+/-125mA
C-2415C/..		15V	150mA	200mA	C-2415DC/..		+/-15V	+/- 75mA	+/-100mA

Any other input & output voltages available

PIN CONNECTION:



ALL DIMENSIONS IN MM (INCHES)
 MILLIMETERS +/- 0,25mm
 (INCHES +/-0,01")
 All pins on a 2,54mm pitch
 Note: NP = No pin; NC = No connection;
 Dot denotes pin 1

Specification may be changed without notice
 please contact office for verification

We can offer EMC - Filter
 according to EN55011/22 Class B.